

DATA SHEET

ARUBA CENTRAL

Software-defined Cloud Managed Networking

Aruba Central provides simple, cost-effective, wireless, wired and WAN management for Aruba Instant APs, switches, and gateways. Also offers value added services such as customized guest access, and detailed location and service assurance analytics.

With Aruba Central, distributed enterprises are operational in minutes, not hours or days. Simple, functional, workflow-driven features simplify traditional management tasks, allowing you to focus less on infrastructure and more on value creation for your business.

STREAMLINED CONFIGURATION AND DEPLOYMENT

Simplify network set up while minimizing resource deployments to remote locations with zero touch provisioning. Assign wireless, wired and branch gateway devices to configuration templates, then ship to distributed sites, and request anyone regardless of skill level to unpack and power up.

Once powered, devices automatically receive their address via dhcp and its configuration directly from the Aruba Central cloud instance. Your network is up and running in minutes. As simple as that.

HEALTH AND USAGE MONITORING

Get an at-a-glance summary of device and application health across your entire environment via a comprehensive network overview.

Quickly monitor, identify and address issues with easy to setup alerts, pinpoint visibility, and fast troubleshooting workflows to resolve device and network issues using traditional data points, including:

- Bandwidth utilization, client count, top APs, clients and applications by usage.
- Aggregated usage, top usage, and lists of up and down APs, switches and branch gateways for WAN connectivity.
- Wireless security including rogues, interference, intrusion detection and WIDS events.

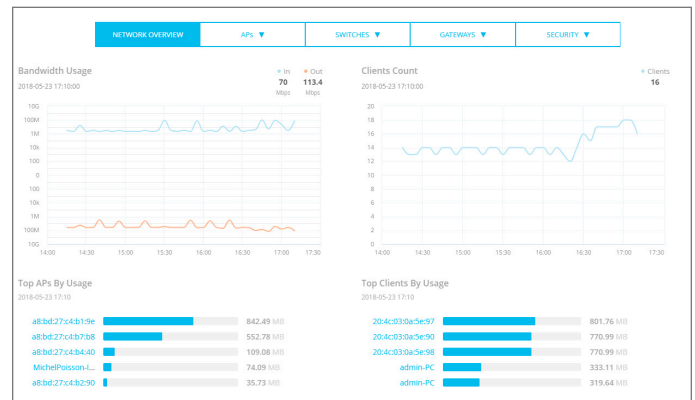


Figure 1: Health and Usage Monitoring

INTEGRATED WIRED, WIRELESS AND WAN INFRASTRUCTURE MANAGEMENT

The power and utility of a centralized interface to manage distributed environments is unmatched, saving organizations time and improving efficiency.

Aruba Central seamlessly integrates the management and control of APs, switches and branch gateways, providing the ability to view and configure:

- AP radio parameters, intrusion detection & prevention, security, vpn and dhcp connections.
- Switch ports, vlans, dhcp pools, system settings and auditing.
- Gateway interfaces, uplink and path policies, ipsec encryption, routing, security and HA redundancy.

DISTRIBUTED SOFTWARE-DEFINED WAN MANAGEMENT

Aruba Central also simplifies the monitoring and control of headend and branch gateways through integrated software-defined WAN (SD-WAN) management, providing:

- Topology views for a graphical representation of gateways within each location.
- Application performance scores for WAN circuit health, bandwidth availability and tunnel status for each site.

- Site issues are displayed at the top of the dashboard, with drill down available to view additional details.

Intelligent workflows also provide the ability to look into specific device, policy or circuit configurations to ensure branch performance aligns with business and user expectations.

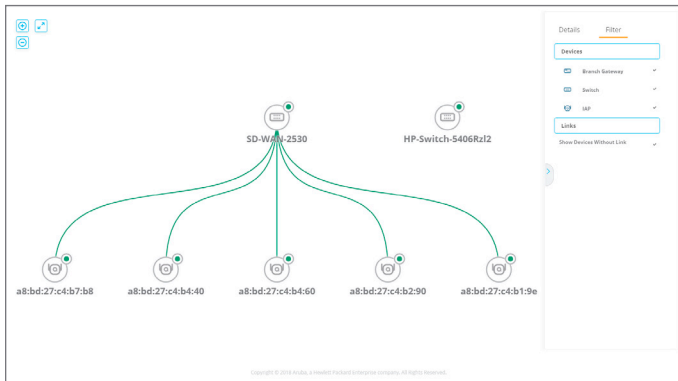


Figure 2: Software-Defined WAN Topology

APPLICATION VISIBILITY AND CONTROL

Aruba Central utilizes deep packet inspection to monitor, analyze and block traffic based on application categories, application type, web categories and web reputation.

This integrated intelligence provides you the insight to prioritize business critical applications, limit the use of inappropriate content and set and enforce access policies on a per user, device or location basis.

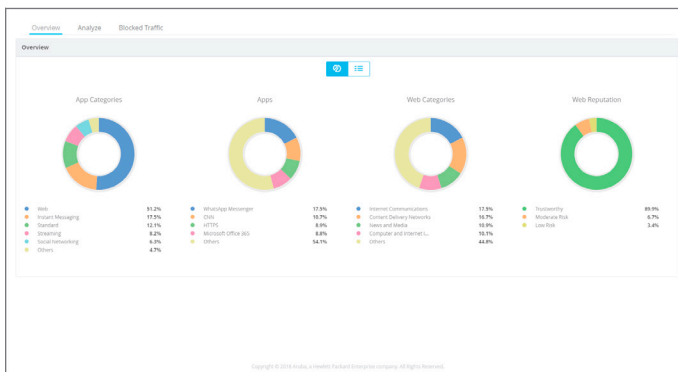


Figure 3: Application Visibility and Control

MOBILE-FRIENDLY GUEST ACCESS

Simplify visitor access management with a fully secure and scalable guest Wi-Fi experience, including the following:

- A customized landing page, including logos, colors and banner ads.
- Guest sponsor roles, such as receptionists or event coordinators enable non IT staff to create temporary accounts.
- Supports anonymous, self-registration and social logins from Facebook, Google+, Twitter and LinkedIn.

USER PRESENCE ANALYTICS

Get deeper insight into customer engagement by leveraging Wi-Fi signals received by the phones, tablets and laptops carried, to:

- Measure users who passed, entered or dwelled at a location and for how long.
- Determine the frequency of users at a given location or area.
- Compare metrics across multiple locations to support business decisions.

Moreover, the capture, aggregation and display of this valuable insight does not require any additional hardware or even a user connection to the network. It just works!

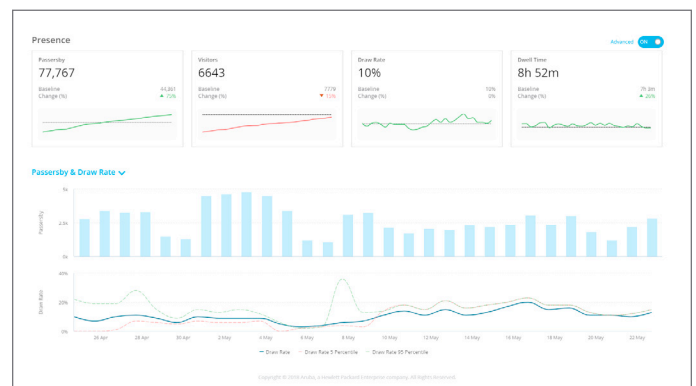


Figure 4: User based Presence Analytics

CONNECTIVITY HEALTH

Connectivity health provides the proactive monitoring and analytics required to address issues in all phases of the connection process, including association with access points, network authentication, address assignment and domain name service accessibility.

Key performance indicators are collected and measured to isolate the root cause and impact of connection failures, with relative health scores assigned to each phase.

ALERTING AND REPORT MANAGEMENT

Aruba Central includes comprehensive alert management, covering device connectivity, network health and user account activity.

Scheduled and on-demand reporting is also included, covering network and application health, throughput and usage, device and client inventory and activity auditing.

SECURE AND ALWAYS-ON

Aruba Central is designed from the ground up, ensuring the highest possible availability through:

- Web-scale database design for responsive performance, even when working with large amounts of data.
- Service redundancy, hosted from data centers in multiple locations worldwide.
- Secure HTTPS connectivity, with certificate based authentication for the highest level of protection.

FLEXIBLE PRICING AND SUPPORT

Aruba Central provides the flexibility to build the right solution for every business and budgetary need. Including:

- Device subscriptions for base management, and services subscriptions for value added guest Wi-Fi, presence analytics and connectivity health.
- Ability to utilize subscriptions across devices and services.
- Online and phone support for any technical issue.

ORDERING INFORMATION

Part Number	Description
Device Management Subscription	
JY925AAE	Aruba Central Device Management Subscription for 1 Year
JY926AAE	Aruba Central Device Management Subscription for 3 Years
JY927AAE	Aruba Central Device Management Subscription for 5 Years
Services Subscription	
JY928AAE	Aruba Central Services Management Subscription for 1 Year
JY929AAE	Aruba Central Services Management Subscription for 3 Year
JY930AAE	Aruba Central Services Management Subscription for 5 Year



a Hewlett Packard
Enterprise company

www.arubanetworks.com

3333 SCOTT BLVD | SANTA CLARA, CA 95054

1.844.473.2782 | T: 1.408.227.4500 | FAX: 1.408.227.4550 | INFO@ARUBANETWORKS.COM

© Copyright 2018 Hewlett Packard Enterprise Development LP. The information contained herein is subject to change without notice. The only warranties for Hewlett Packard Enterprise products and services are set forth in the express warranty statements accompanying such products and services. Nothing herein should be construed as constituting an additional warranty. Hewlett Packard Enterprise shall not be liable for technical or editorial errors or omissions contained herein. DS_ArubaCentral_062818